



STEP 1

Connect to the robot

STEP 2

Start a new project

STEP 3

Drag and link boxes

STEP 4

Configure boxes

STEP 5

Test run

STEP 6

Save your project

STEP 1

Connect to the robot

STEP 2

Start a new project

STEP 3

Drag and link boxes

STEP 4

Configure boxes

STEP 5

Test run

STEP 6

Save your project

STEP 1

Connect to the robot

STEP 2

Start a new project

STEP 3

Drag and link boxes

STEP 4

Configure boxes

STEP 5

Test run

STEP 6

Save your project

STEP 1

Connect to the robot

STEP 2

Start a new project

STEP 3

Drag and link boxes

STEP 4

Configure boxes

STEP 5

Test run

STEP 6




Save your project

DEWEY
MASTER

DEWEY
MASTER

DEWEY
MASTER

DEWEY
MASTER



 PALO ALTO CITY
LIBRARY

 PALO ALTO CITY
LIBRARY

 PALO ALTO CITY
LIBRARY

 PALO ALTO CITY
LIBRARY