



Demographics in the California Legislature

August 7, 2018 Special Election Update



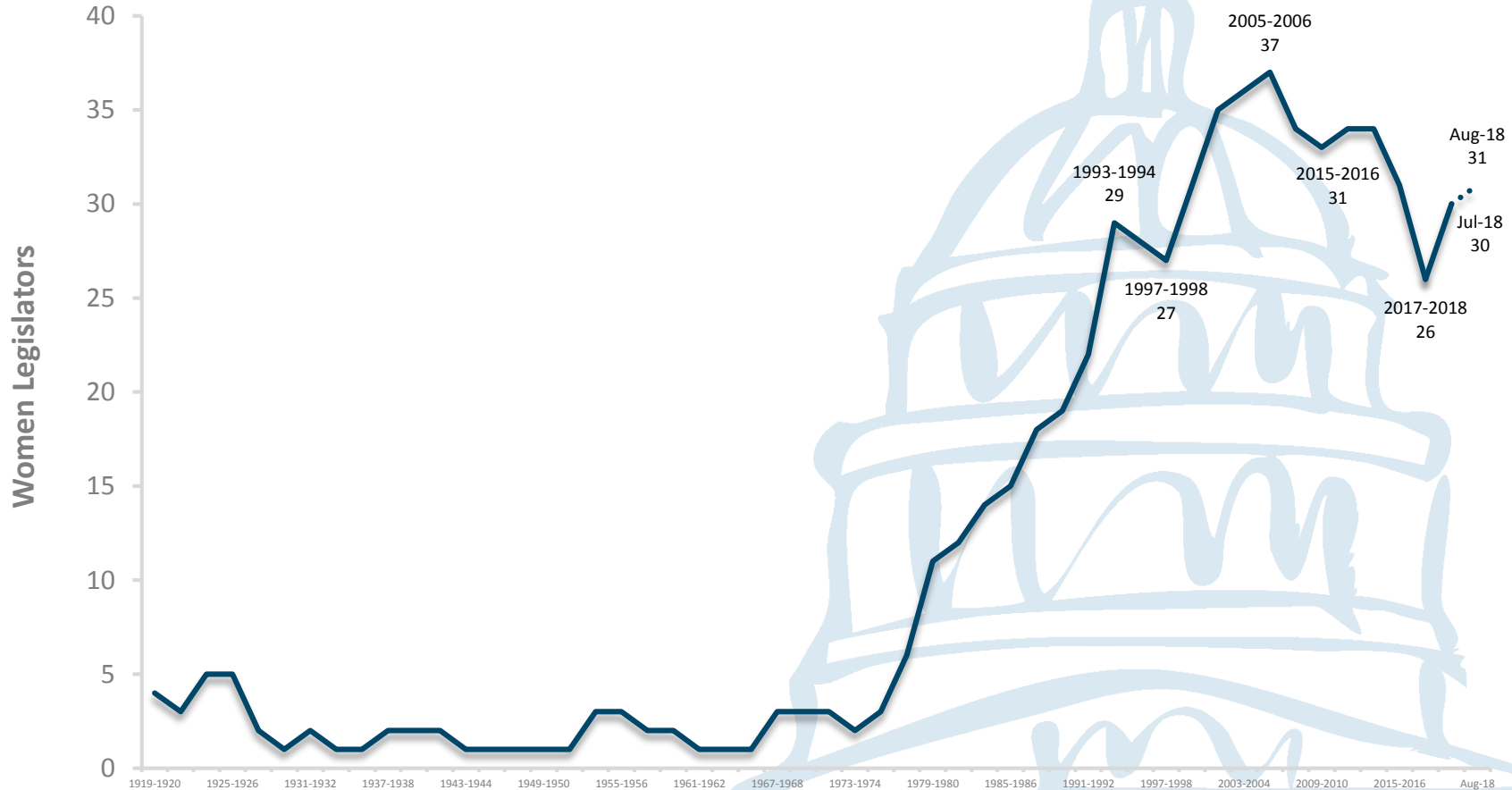
Highlights: 2017-2018 State Legislative Special Election Results

- In November 2016 the California Research Bureau [issued a report](#) detailing the racial/ethnic and sex breakdown of the incoming legislative class
- Over the term there have been six special elections replacing members who have left office:
 - Assembly Districts 39, 45, 51 & 54
 - Senate Districts 29 & 32
- All of the outgoing members were men and all but one were replaced by women, bringing the total number of women in the Legislature to 30, prior to the SD 32 special election
 - If Senator-elect Vanessa Delgado assumes office, there will be 31 women in the Legislature, recapturing the number lost in the 2016 election, but falling short of the peak in 2005-06 (37)
- The racial/ethnic makeup of the Assembly remained unchanged at 54% minority
- The Senate replaced one white member with one Asian-Pacific Islander member and prior to the SD 32 election was at 23% minority
 - If Delgado assumes office, the Senate will increase to 25% minority

Notes:

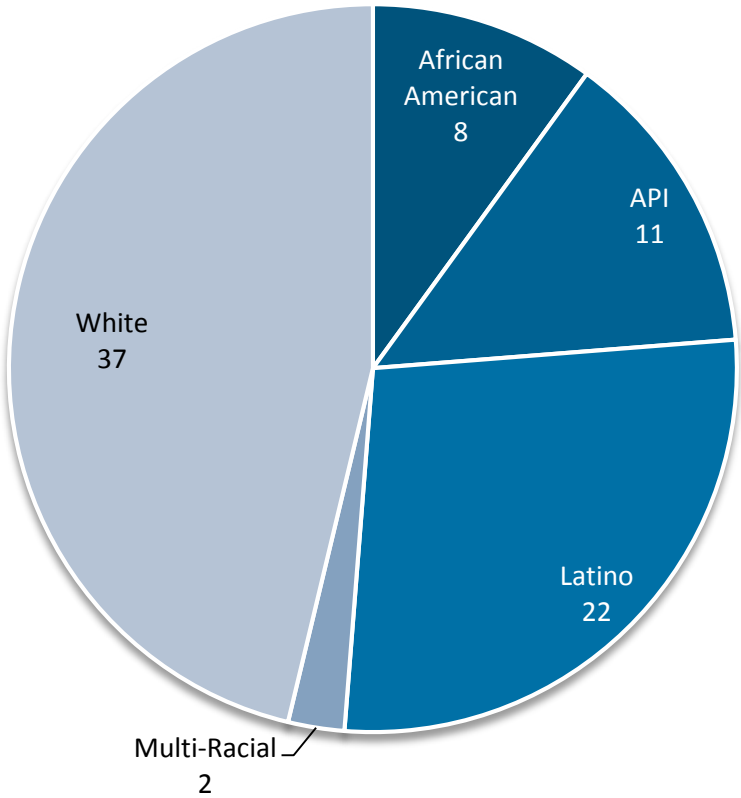
AA = African American | API = Asian Pacific Islander | Latino = Latina/Latino | Multi = Multiple Races | White = White Alone
See [readme file](#) from 2016 report for additional information on how to interpret data.

Special election shifts could bring woman legislators on par with 2015-16 class

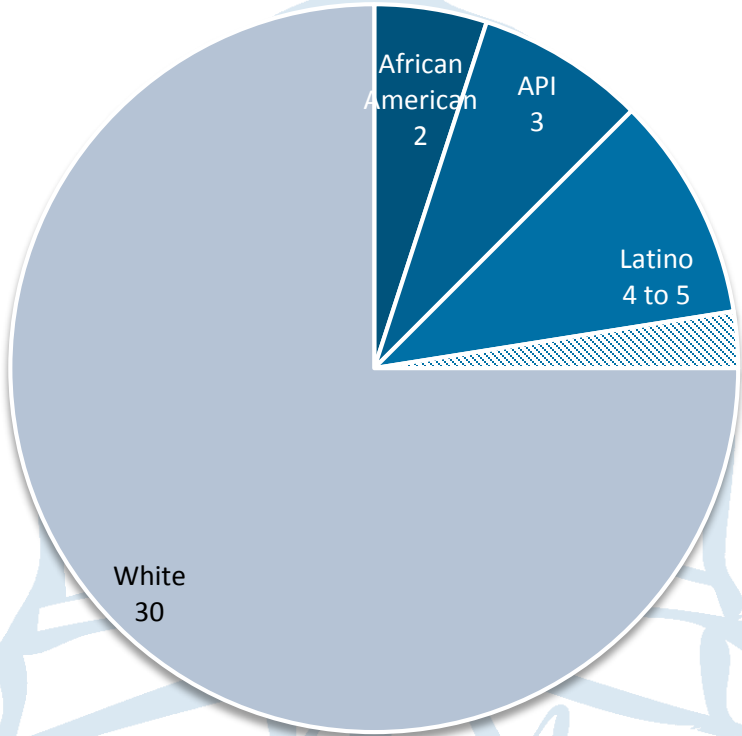


If Delgado assumes office, the Senate will increase to 25% minority while the Assembly remains at 54%

Assembly Distribution



Senate Distribution



Contact Information

Devin Lavelle, Senior Researcher

California Research Bureau | California State Library

devin.lavelle@library.ca.gov | 916.653.5562



Appendix 1: Senate Member Data

SD	Name		Race	Gender	SD	Name		Race	Gender
1	Ted	Gaines	White	Male	21	Scott	Wilk	White	Male
2	Mike	McGuire	White	Male	22	Ed	Hernandez	Latino	Male
3	Bill	Dodd	White	Male	23	Mike	Morrell	White	Male
4	Jim	Nielsen	White	Male	24	Kevin	de Leon	Latino	Male
5	Cathleen	Galgiani	White	Female	25	Anthony	Portantino	White	Male
6	Richard	Pan	API	Male	26	Ben	Allen	White	Male
7	Steven	Glazer	White	Male	27	Henry	Stern	White	Male
8	Tom	Berryhill	White	Male	28	Jeff	Stone	White	Male
9	Nancy	Skinner	White	Female	29	Ling Ling	Chang	API	Female
10	Bob	Wieckowski	White	Male	30	Holly	Mitchell	AA	Female
11	Scott	Wiener	White	Male	31	Richard	Roth	White	Male
12	Anthony	Cannella	White	Male	32	<i>Vanessa</i>	<i>Delgado</i>	<i>Latino</i>	<i>Female</i>
13	Jerry	Hill	White	Male	33	Ricardo	Lara	Latino	Male
14	Andy	Vidak	White	Male	34	Janet	Nguyen	API	Female
15	Jim	Beall	White	Male	35	Steven	Bradford	AA	Male
16	Jean	Fuller	White	Female	36	Patricia	Bates	White	Female
17	William	Monning	White	Male	37	John	Moorlach	White	Male
18	Robert	Hertzberg	White	Male	38	Joel	Anderson	White	Male
19	Hannah-Beth	Jackson	White	Female	39	Toni	Atkins	White	Female
20	Connie	Leyva	White	Female	40	Ben	Hueso	Latino	Male

AA = African American | API = Asian Pacific Islander | Latino = Latina/Latino | Multi = Multiple Races | White = White Alone
See readme file from 2016 report for additional information on how to interpret data.

Appendix 2: Assembly Member Data (1 of 2)

AD	Name		Race	Gender	AD	Name		Race	Gender
1	Brian	Dahle	White	Male	21	Adam	Gray	White	Male
2	Jim	Wood	White	Male	22	Kevin	Mullin	White	Male
3	James	Gallagher	White	Male	23	Jim	Patterson	White	Male
4	Cecilia	Aguiar-Curry	Latino	Female	24	Marc	Berman	White	Male
5	Frank	Bigelow	White	Male	25	Kansen	Chu	API	Male
6	Kevin	Kiley	White	Male	26	Devon	Mathis	White	Male
7	Kevin	McCarty	AA	Male	27	Ash	Kalra	API	Male
8	Ken	Cooley	White	Male	28	Evan	Low	API	Male
9	Jim	Cooper	AA	Male	29	Mark	Stone	White	Male
10	Marc	Levine	White	Male	30	Anna	Caballero	Latino	Female
11	Jim	Frazier	White	Male	31	Joaquin	Arambula	Latino	Male
12	Heath	Flora	White	Male	32	Rudy	Salas	Latino	Male
13	Susan	Eggman	Latino	Female	33	Jay	Obernolte	White	Male
14	Tim	Grayson	White	Male	34	Vince	Fong	API	Male
15	Tony	Thurmond	Multi	Male	35	Jordan	Cunningham	White	Male
16	Catharine	Baker	White	Female	36	Tom	Lackey	White	Male
17	David	Chiu	API	Male	37	Monique	Limón	Latino	Female
18	Rob	Bonta	API	Male	38	Dante	Acosta	Latino	Male
19	Philip	Ting	API	Male	39	Luz	Rivas	Latino	Female
20	Bill	Quirk	White	Male	40	Marc	Steinorth	White	Male

AA = African American | API = Asian Pacific Islander | Latino = Latino/Latino | Multi = Multiple Races | White = White Alone
 See readme file from 2016 report for additional information on how to interpret data.

Appendix 2: Assembly Member Data (2 of 2)

AD	Name		Race	Gender	AD	Name		Race	Gender
41	Chris	Holden	AA	Male	61	Jose	Medina	Latino	Male
42	Chad	Mayes	White	Male	62	Autumn	Burke	AA	Female
43	Laura	Friedman	White	Female	63	Anthony	Rendon	Latino	Male
44	Jacqui	Irwin	White	Female	64	Mike	Gipson	AA	Male
45	Jesse	Gabriel	White	Male	65	Sharon	Quirk-Silva	Latino	Female
46	Adrin	Nazarian	White	Male	66	Al	Muratsuchi	API	Male
47	Eloise	Reyes	Latino	Female	67	Melissa	Melendez	White	Female
48	Blanca	Rubio	Latino	Female	68	Steven	Choi	API	Male
49	Ed	Chau	API	Male	69	Tom	Daly	White	Male
50	Richard	Bloom	White	Male	70	Patrick	O'Donnell	White	Male
51	Wendy	Carrillo	Latino	Female	71	Randy	Voepel	White	Male
52	Freddie	Rodriguez	Latino	Male	72	Travis	Allen	White	Male
53	Miguel	Santiago	Latino	Male	73	William	Brough	White	Male
54	Sydney	Kamlager-Dove	AA	Female	74	Matthew	Harper	White	Male
55	Phillip	Chen	API	Male	75	Marie	Waldron	White	Female
56	Eduardo	Garcia	Latino	Male	76	Rocky	Chávez	Latino	Male
57	Ian	Calderon	Latino	Male	77	Brian	Maienschein	White	Male
58	Cristina	Garcia	Latino	Female	78	Todd	Gloria	Multi	Male
59	Reginald	Jones-Sawyer	AA	Male	79	Shirley	Weber	AA	Female
60	Sabrina	Cervantes	Latino	Female	80	Lorena	Gonzalez	Latino	Female

AA = African American | API = Asian Pacific Islander | Latino = Latina/Latino | Multi = Multiple Races | White = White Alone
 See readme file from 2016 report for additional information on how to interpret data.