

GOAL: Become a Citizen

Contributed by Ana Garcia Villalpando, Long Beach Public Library

GUIDEPOST I: Where to Start

1. Guidepost I will define the goal and objectives of your learner. To begin with this process, you may part from the learner's knowledge about the naturalization procedure. Engage in conversation with your learner; what they know, how they feel about it, concerns they may have. In order to define their short-term objectives to later become a U.S. citizen, your learner has to confirm they qualify to apply.

GUIDE POST I



Defining the goal and objectives

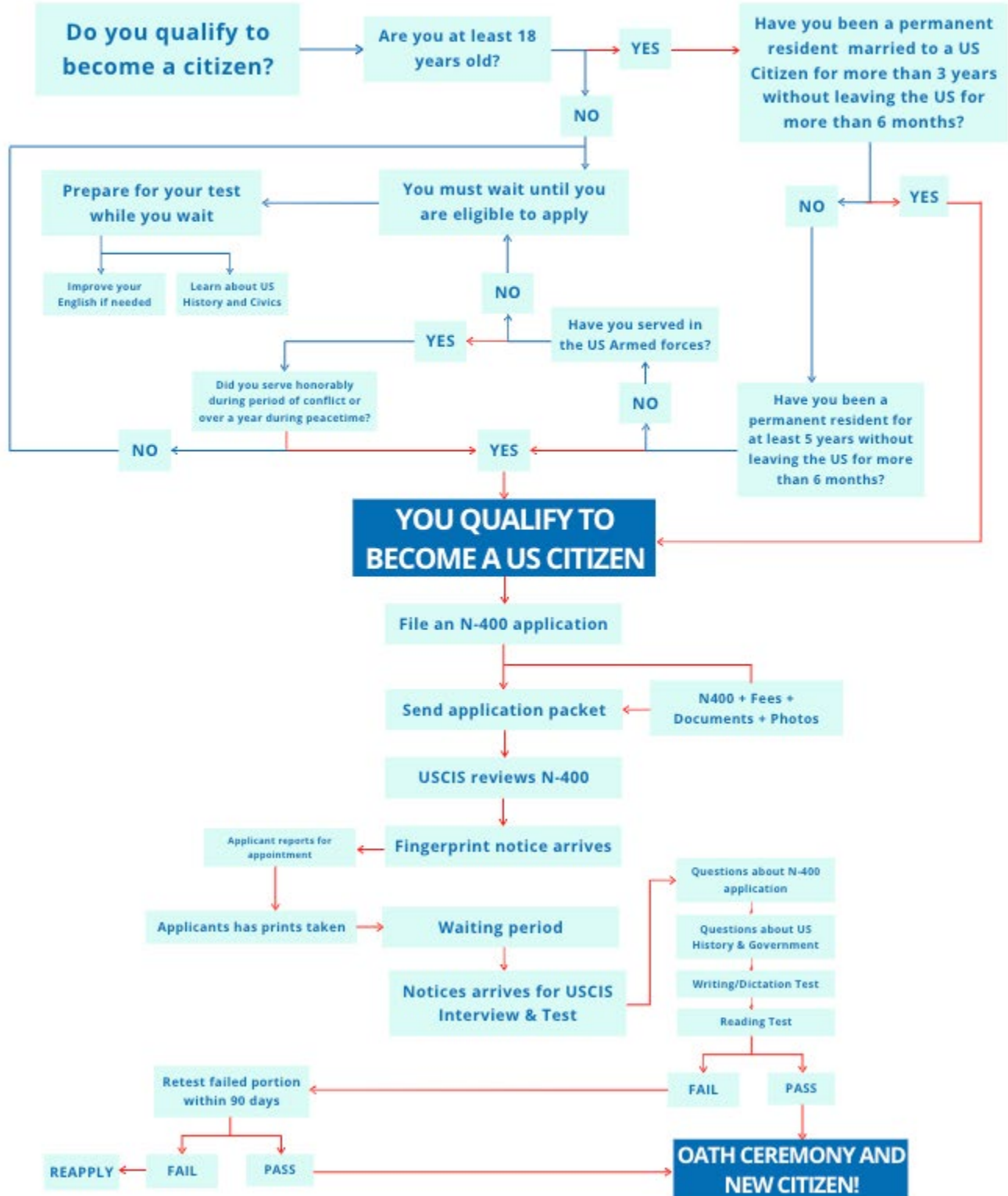


2. Utilize the *CITIZENSHIP PATH* chart (below) with your learner to see if they qualify to begin the naturalization process.


BECOME A CITIZEN

CITIZENSHIP PATH

Use the following chart to determine your next steps on becoming a citizen



3. If your learner does not qualify, redirect them to the following resources which can help them prepare while they wait to meet the requirements:

| | |
|--|--|
| Improve your English | Learn about the U.S. History and Civics |
| Books | |
| <ul style="list-style-type: none"> • <i>Improve your English: English in everyday life</i> / Stephen Brown, Ceil Lucas • <i>English grammar for ESL learners</i> / Ed Swick | <ul style="list-style-type: none"> • <i>U.S. history for dummies</i> / Steve Wiegand |
| Movies and documentaries | |
| <ul style="list-style-type: none"> • The History of the United States https://lbpl.kanopy.com/video/history-united-states-pre-history-through-1699 | <ul style="list-style-type: none"> • Basic English series https://lbpl.kanopy.com/video/cutting-edge-basic-english-series |
| Digital databases | |
|  <p>Mango Languages Language courses include Spanish, Tagalog, French, German, Japanese, English, and many more.</p> | <p>https://learn.mangolanguages.com/login</p> |

4. If your learner does qualify, proceed to use Worksheets I-III to help them begin with their application and prepare for the Civics Test.

GUIDEPOST II: What You Will Learn

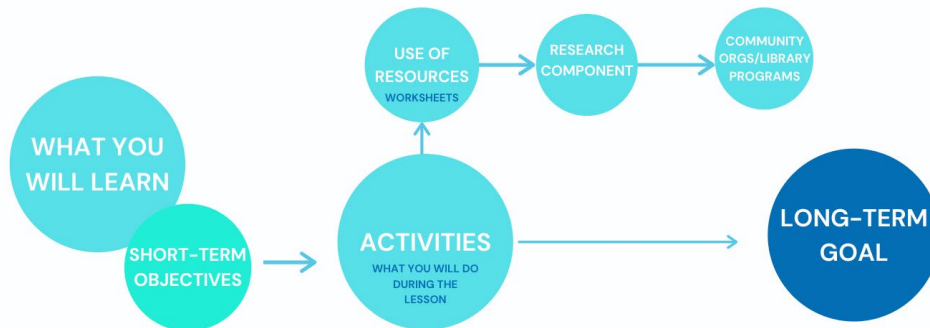
1. Guidepost II serves as a guide to determine the activities you will use to reach the long-term goal of becoming a U.S. citizen. Breaking down the long-term goal into short-term objectives gives you and the learner the opportunity to fully engage with the materials without becoming overwhelmed and making sure they understand each part

of the process. You will find the activities to be completed in Worksheets I, II & III.

GUIDE POST II



Instructional Activities



2. This component is intended to motivate your learner to complete different activities based on the structure of the naturalization process. These worksheets are divided in three parts, I, II & III. Worksheet I focuses on how to file the N-400 application, while Worksheets II & III are based on the content of the Civics Test: learn about the U.S. government and learn about U.S. history. See below for detailed test structure:

CIVICS TEST STRUCTURE



UNITED STATES GOVERNMENT

- a) Principles of American Democracy
- b) System of Government
- c) Rights and Responsibilities

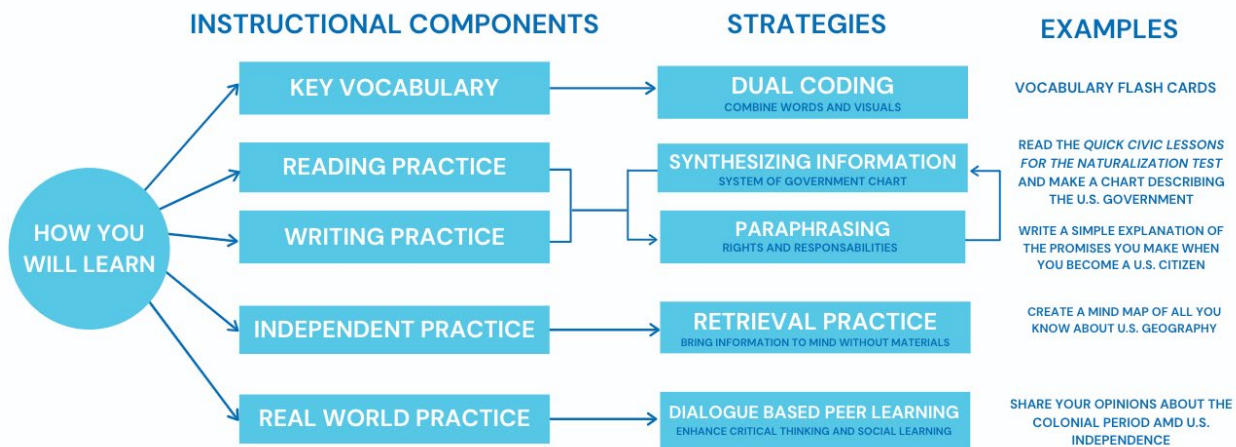
UNITED STATES HISTORY

- a) Colonial Period and Independence
- b) 1800s
- c) Recent American History and Other Important Historical Information

GUIDEPOST III: How You Will Learn—Multisensory Strategies

1. Guidepost III is intended for tutors to explore how instructional components translate to strategies and activities. Instructional components refer to the task the learner will be completing; while the strategies refer to the method the learner will be utilizing. Examples are the concrete result or product of both elements; in other words, the activities or exercises the learner will do.

GUIDE POST III



2. Guideposts II & III serve as a guide for tutors to implement Worksheets I-III. These worksheets refer to diverse resources, including community organizations and library materials such as books, and digital databases. Library resources are listed below according to their category:

Books and printed study guides:

- *Learn About the United States: Quick Civics Lessons for the Naturalization Test*
- USCIS Official Pocket Study Guide and Flashcards
- *APEX Test Prep's US Citizenship Test Study Guide 2020 and 2021: Naturalization Test Prep Book for all 100 Civics Questions and Answers*
- *Study guide for the US citizenship test in English and Spanish* / Mike Swedenberg; translation by Edith DeLeon
- *Hoja de trabajo de la guía de estudio US citizenship test: inglés y español* / Mike Swedenberg; translation by Edith DeLeon

Digital resources

- **Peterson's Test and Career Prep**
 - These practice tests will assess your United States history, government, and civics knowledge and show you what topics you need to focus on
- **EBSCO Learning Express**
 - This interactive tutorial consists of the 100 civics questions found on the official naturalization test and is geared toward helping you achieve your best possible score
- **Brainfuse HelpNow**
 - Civics flashcards for naturalization test
- **USCIS: Civics Test Study Tools** App for Apple and Android
 - Study tests and guides available for your mobile devices
- **USCIS Pocket Study Guide**
 - <https://www.uscis.gov/sites/default/files/document/guides/M-1122.pdf>

Community Organizations

1. Latin Advocacy Network (LATINAN)

(703) 839-5752

<https://www.latinan.org/>

2. Access California Services

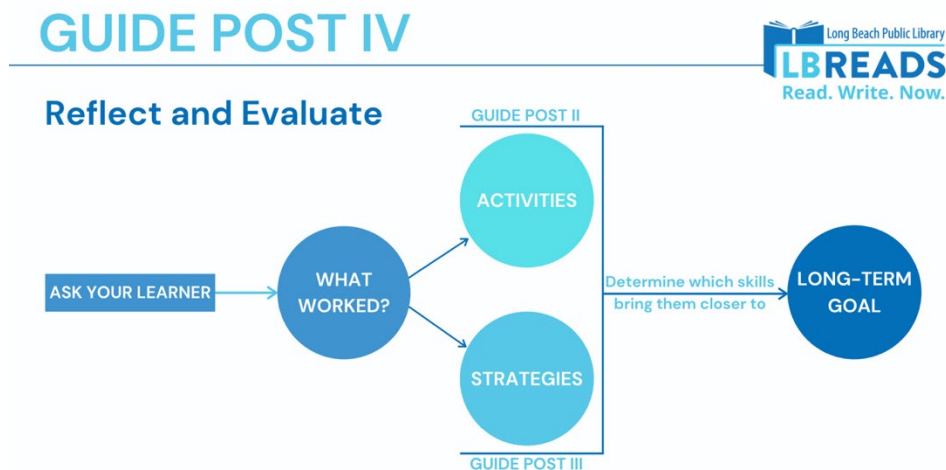
1-800-287-1332

<https://www.accesscal.org/>

3. Review Worksheets I-III attachments. They are designed to be progressive, but if your learner has already filed the N-400 application, you may skip it and review the study materials for the Civics Test. Your learner may feel more comfortable using analog resources instead of digital. If that's the case, refer to the materials found at the library's catalog listed before.

GUIDEPOST IV: What Worked, What Didn't, What Can You Use?

1. Guidepost IV is based on a conversation with your learner about what activities and strategies (Guide post II & III) they prefer. Their answers should offer insight on what works best for your learner and what type of activities to focus on. For example, if a learner enjoyed creating the bumper sticker over attending a community meeting, focus on other activities using *synthesizing information* as a strategy.

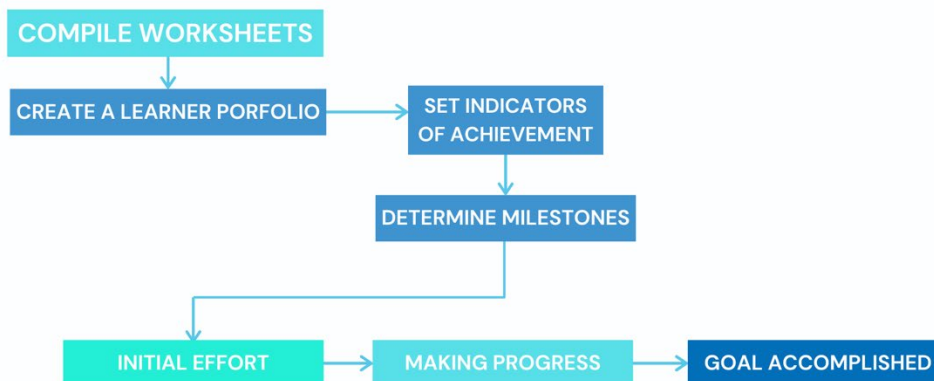


2. Once your learner has completed the worksheets, you will be able to create with them a Learner Portfolio. Based on this compilation, determine which of the different activities were milestones for them.

GUIDE POST IV



Document Achievement



3. Milestones can be categorized on *initial effort*, *making progress* and *goal accomplished* based on the following definitions:

Initial Effort – The ultimate goal has been broken down into smaller components and your learner understands the skills needed to achieve the final goal. You and your learner have discussed where to start.

Making Progress – You and your learner have recognized indicators of progress and put aside specific physical and anecdotal evidence that shows improved abilities.

Goal Accomplished – Your learner can independently perform the reading and writing tasks necessary to meet the goal.

Additional worksheets as described above (next page).

NAME: _____

DATE: _____

WORKSHEET I

LESSON: FILE YOUR N-400 APPLICATION

Answer the following questions to help you fill your N-400 application.

THINGS TO KNOW

N-400 form is the application to become a U.S. citizen. Free form can be found at the USCIS website or you may call the USCIS National Customer Service Center at 1-800-375-5283 and ask a form to be mailed.

COMMUNITY ORGS WITH IMMIGRATION LEGAL SERVICES

Latin Advocacy Network (LATINAN)
(703) 839-5752
<https://www.latinan.org/>

Access California Services
1-800-287-1332
<https://www.accesscal.org/>

CHECK ITEMS TO SEND WITH N-400 APPLICATION AS YOU COLLECT THEM

- Copy of Permanent Resident Card
- Check or money order for application and biometrics service fee
- If you live outside the U.S., 2 passport photos

ANSWER THE FOLLOWING. IF YOU CHECK ONE, YOU ARE NOT REQUIRED TO TAKE THE ENGLISH TEST

- You are +50 years old and have lived in the U.S. as a permanent resident for a total of 20 years.
- You are +55 years old and have lived in the U.S. as a permanent resident for a total of 15 years.
- You are +65 years old and have lived in the U.S. as a permanent resident for a total of 20 years.

REVISE USCIS FORM N-400, DOCUMENT CHECKLIST AND INSTRUCTIONS FOR APPLICATION, WHAT QUESTIONS DO YOU HAVE BEFORE FILLING IT?

WHO CAN ANSWER THEM?

WHAT DO YOU NEED TO DO NEXT?

a.

b.

c.

NAME: _____

DATE: _____

WORKSHEET II

LESSON: LEARN ABOUT THE U.S. GOVERNMENT

Complete the following activities to help you learn about the United States government. Use the Learn About the United States: Quick Civics Lessons for the Naturalization Test to guide you.

INDEPENDENT PRACTICE

WHAT DO YOU KNOW ABOUT THE UNITED STATES GOVERNMENT AND DEMOCRACY?

Write, draw or paste everything that comes to mind:

VOCABULARY

WRITE WORDS YOU WANT TO PRACTICE

| | |
|-------|-------|
| _____ | _____ |
| _____ | _____ |
| _____ | _____ |

Activity 1: Create vocabulary flash cards

REAL WORLD PRACTICE

TALK TO U.S. CITIZENS ABOUT DEMOCRACY

How often do they vote?

Are State elections different from Federal ones?

Activity 2: Share your experience with your friends and family

READING AND WRITING

UNITED STATES GOVERNMENT CHART

How does the U.S. Government work? Create a chart starting by the supreme law of the land.

What questions do you have about the U.S. Government?

NAME: _____

DATE: _____

WORKSHEET III

LESSON: LEARN ABOUT THE UNITED STATES HISTORY

Complete the following activities to help you learn about the United States history. Use the **Learn About the United States: Quick Civics Lessons for the Naturalization Test** to guide you.

INDEPENDENT PRACTICE

WHAT DO YOU KNOW ABOUT THE UNITED STATES HISTORY?

Write, draw or paste everything that comes to mind:

VOCABULARY

WRITE WORDS YOU WANT TO PRACTICE

| | |
|-------|-------|
| _____ | _____ |
| _____ | _____ |
| _____ | _____ |

Activity 1: Create vocabulary flash cards

REAL WORLD PRACTICE

STUDY TEST PRACTICE

a) Go to the digital library and access the Peterson's Test and Career Prep

What was your score?

What do you need to review?

b) Download the Official USCIS test study app



Practice and review your results

Write down what you need to keep studying:

| |
|-------|
| _____ |
| _____ |
| _____ |
| _____ |
| _____ |

READING AND WRITING

UNITED STATES HISTORY TIMELINE

Create a timeline based on the Quick Civics Lessons for the Naturalization Test to guide you. Use the Audio CD version if available.